



## Effects of Bending and Re-bending on Mechanical Properties of Locally-Manufactured Steel Rebars

Patrick W Waruhiu<sup>1</sup>, Simon I Marandu<sup>2</sup> and Mussa I Mgwatu<sup>2</sup>,

<sup>1</sup>Department of Mechanical and Automotive Engineering, Technical University of Mombasa,  
P.O. Box 90420-80100, Mombasa, Kenya

<sup>2</sup>Department of Mechanical and Industrial Engineering, University of Dar es Salaam,  
P.O. Box 35131, Dar es Salaam, Tanzania

Corresponding author: Emails: [smarandu@udsm.ac.tz](mailto:smarandu@udsm.ac.tz), [marandus15@gmail.com](mailto:marandus15@gmail.com)

Received 4 Aug. 2023 Revised 7 Jan. 2024 Accepted 25 March 2024 Publ. 30<sup>th</sup> March 2024

<https://dx.doi.org/10.4314/tjs.v50i1.5>

### Abstract

Steel rebars experience deformation when subjected to bending and re-bending operations. Subsequently, their microstructures are impaired thus affecting the mechanical properties and leading to failure. This study establishes the effects of bending and re-bending the steel rebars on the mechanical properties. Experiments were conducted to determine the effects of bending and re-bending of the steel rebars. Testing was conducted on Ten virgin and Thirty specimens which were bent and re-bent at 45°, 90°, and 180°, and followed by tensile tests. Yield strength, ultimate tensile strength, elongation, and ultimate tensile strength to yield strength ratio ( $R_m/R_e$ ), were recorded. Results showed the yield strength, ultimate tensile strength, elongation, and  $R_m/R_e$  of virgin steel rebars varied from 553.62 MPa to 618.49 MPa, 634.39 MPa to 745.68 MPa, 17.6 % to 21.67 %, and 1.14 to 1.19. The yield strength, ultimate tensile strength, elongation, and  $R_m/R_e$  of bent and re-bent steel rebars at angles of 45°, 90°, and 180° varied from 603.67 MPa to 677.38 MPa, 692.82 MPa to 751.76 MPa, 6.88 % to 19 % and 1.09 to 1.21. It was established that bending and re-bending increase strength and reduce the ductility of the rebars proportionally.

**Keywords:** Steel rebars; Bending; Re-bending; Mechanical properties; B500RWR Standard.

### Introduction

Buildings are still collapsing leading to loss of lives, injuries, and economic losses, despite technological advancement in the architectural, structural and construction industries (Kioko 2014). Collapsing of buildings across the globe could be associated with many factors such as mechanical failures of reinforced steel bars, a poor mixture of construction, and inadequate strengthened structures (stiffeners). Increasing trends of building failure and collapse in the developing world are reported in various studies (Windapo and Rotimi 2012, Okeke et al. 2020). In Dar es Salaam (Tanzania), a total of about 38 buildings are reported to have collapsed, resulting in 43

known deaths and several unrecorded deaths between 1987 and 2017 (Meena et al. 2018). In the USA, a total of 225 buildings failed and collapsed between 1989 and 2003 (Wardhana and Hadipriono 2003). A recent research results by Okunola (2021) for a study which was conducted in Lagos between 1978 and 2019, revealed about 149 cases of building failure that were associated with inadequate reinforcement. The high rate of building collapsing calls for a critical investigation of all materials involved in buildings. These include cement, sand, gravel, blocks and reinforcement steel bars (steel rebars). The rebar is one of the major building and construction materials for

building structures as discussed by Edward and Joseph (2008).

In the construction industry, reinforcing steel bars (steel rebars) are used to strengthen concrete beams, columns, floors, slabs, bridges, skyscrapers, and warehouses because of their desirable mechanical properties (CAKRASTEEL BSI 4449:2005, 2005). Reinforcing concrete structure involves marking out, cutting off, bending to desirable angles, fastening, anchoring in position, and mass concreting to completely cover the steel rebars under concrete mass. The steel rebars carry bending stresses (tensile and compression stresses), thus restraining and preventing structure failure (Düsseldorf 2013). This avoids the sudden collapse of structures.

Usually, steel rebars are manufactured in lengths ranging between 6 m and 12 m. Such longer steel rebars are difficult to transport and store without bending. Bending is also a common fabrication process of the steel rebars for strengthening mass concrete of structures. However, the bending process causes a localised plastic deformation and slip geometry differences across the neighbouring grains of a material (Kaijalainen 2016). This process is usually done under cold working conditions using a desirable fabrication process for making steel rebars. During the bending process, the mechanical properties, and geometrical and internal structures of the steel rebars can be affected. This may be caused by residue stresses which are set up during work-hardening and then locked up within the metal causing strain hardening (Arum 2008).

In addition, corrosion develops on the surfaces of the steel rebars that are used in construction if not protected and prevented, thus influencing or impairing the strength and durability of reinforced concrete buildings (Rubaratuka 2013). To satisfy the structural design requirements of steel rebars, their chemical properties, mechanical properties, and metallurgical properties should conform with the design requirements. Numerous studies have been conducted to investigate the effects of mechanical properties on performance of the steel rebars in the

construction industry. For instance, Apostolopoulos et al (2006) conducted experimental studies assessing corrosion damage subject to cycling fatigue. Their results show that the low cycle fatigue of corroded steel rebars reduces bearing ability, tensile strength and ductility. Other studies attempted to investigate the properties of steel rebars for concrete performance. Chen et al. (2011) investigated the properties of combined steel fibers and steel rebars, and their results demonstrated a significant composite effect on the impact resistance of the concrete structures. Their study established that use of steel rebars improve the impact toughness of the concrete. Fernandez and Berrocal (2019) conducted experimental study of tensile strength on corroded steel rebars, and they found that the strength of the steel rebars was not affected by corrosion. Ikhwan and Dalil (2014) investigated the effects of bending and straightening of 12 mm diameter steel rebars, and found that large curvature bending results in a significant thickness reduction of the bent section and residual stresses remains in cold-worked steel rebars. However, their study was based on one size of the specimens and did not consider re-bending of the steel rebars, which is a common practice in making reinforced concrete structures. Based on literature, there are inadequate studies on building failure pertaining to steel rebars, caused by the change in their mechanical properties. The present study seeks to investigate the effects of bending and re-bending on the mechanical properties under cold working conditions of the locally manufactured steel rebars in Tanzania based on the difference in diameters and bending angles.

## Materials and Methods

The reinforced steel bars (steel rebars) of grade B500CWR, which is locally manufactured in Tanzania, were used in this study. The test samples were acquired from a local steel rolling mill (Kamal Steels Limited) in Dar es Salaam, Tanzania. The first step in the preparation of specimens was to determine their chemical compositions and

ascertain that were within the specified range according to international standards. The chemical composition of the steel rebars (grade B500CWR) was determined using the product analysis method as stipulated in (ASTM A-751 E-23, 2011) standards. This method measured the average elemental percentage by weight (wt. %) of the samples

and data was recorded by the Optical Emission Spectroscopy (OES). The OES is installed with the Q-Matrix and Digital IA Software that calculates values of each constituent element and carbon equivalent ( $C_{eq}$ ). The carbon equivalent value was calculated using the Equation 1.

$$C_{eq} = C + \frac{Mn}{6} + Cr + M_o + \frac{V}{S} + Ni + \frac{Cu}{15} \quad (1)$$

The obtained chemical compositions in weighted percentages were compared against the British International Standard (BSI) (BSI 4449:2005) as reported in the results and discussion section.

### Mechanical testing

Mechanical properties tests were carried out at the Materials Technology and Building Materials laboratories at the University of

$D_1 = 10$  mm,  $D_2 = 12$  mm,  $D_3 = 16$  mm,  $D_4 = 20$  mm,  $D_5 = 25$  mm .

For each nominal diameter sample, nine specimens were cut and prepared for bending and tensile tests as indicated in Figure 1. The largest steel rebars were cut at the length of 500 mm for each nominal diameter and were subjected to tensile test (virgin steel rebars).

Dar es Salaam. Two major tests were done, which included the bend test and tensile test. The bend test of the steel rebars was done using procedures stipulated in ASTM E290: 2014, (2014) standard for bending test method. The bending machine used is the automatic rebar bender. (Peddinghaus, Model Bilax 32K). The specimens were obtained from five different nominal diameters, that is

The remaining six specimens were grouped into three pairs, and each pair was bent and plastically deformed at 45°, 90° and 180° respectively as shown in Figure 2.



**Figure 1:** Rebar specimens arranged according to respective nominal diameter size.



**Figure 2:** Rebar specimens bent at different angles for different nominal diameter sizes.

All the bending operations were done at room temperature between 28 °C and 35 °C. Later, the bent steel rebars were gradually and constantly straightened using a hydraulic press without shock or impact, and then re-bend to an angle  $\leq 20^\circ$  for determination of their mechanical properties through tensile testing. All tensile tests for both virgin, bent and re-bent steel rebars were performed in accordance with the acceptable standards in ISO 15630-1:2010(E), 2010. Tensile tests were performed using an Automatic Universal testing machine (model: UTM-DMU) with 200 Tonnes of force capacity.

Mechanical properties were then evaluated based on elongation, yield strength, and ultimate strength in terms of strain and stress respectively. The obtained results were also compared with Material standards to

check if they meet the construction requirements after bending and re-bending operations. Primarily, the tests intended to establish changes of the mechanical properties likely to occur while bending the steel rebars during fabrication, storage and transportation.

## Results and Discussion

### The constituent elements of reinforced steel

Chemical compositions of the steel rebars was evaluated for five nominal diameters of steel grade B500CWR. Based on the British Standards (BS), the key chemical compositions include carbon, sulfur, phosphorus, nitrogen, and copper and their percentage proportions based on cast and product analysis are presented in Table 1.

**Table 1:** BS maximum chemical compositions by weight percentage (wt. %) of the steel rebar grade.

	Carbon	Sulfur	Phosphorus	Nitrogen	Copper	Carbon equivalent
Cast analysis	0.22	0.05	0.012	0.80	0.50	0.50
Product analysis	0.24	0.055	0.055	0.014	0.85	0.52

As per experiments conducted, the composition elements for the five samples are tabulated in Table 2. Based on the product analysis used in this study, the Carbon

content was found to range between 0.151% and 0.229%, the Sulphur (S) from 0.017% to 0.023%, Phosphorus (P) between 0.026% and 0.030%, Nitrogen (N) was less than

0.02%, and Copper (Cu) varied between 0.123% and 0.183%. The Carbon equivalent ( $C_{eq}$ ) was found to range between 0.329% and 0.413% as established in Equation (1). All the chemical contents were within the permissible limits according to the standard BSI 4449:2005 (product analysis) as indicated in Table 1. In addition, other elemental compositions were recorded including Manganese (Mn) and Iron (Fe). The Manganese (Mn) content for the steel rebars ranged from 0.700% to 0.812%, and

was responsible for the rebar hardenability while the Iron (Fe) content varied from 98.24% to 98.45%. These two elements are important for the evaluation of the tensile strength and ductility of the steel rebars. For instance, the ferrite constituent matrix takes a large share volume in the steel rebars followed by Manganese. This fact cannot be ignored since ductility superiority depends on these two elements.

**Table 2:** Chemical compositions by weight percentage (wt. %) for five nominal steel rebar diameters.

Element %	D <sub>1</sub>	D <sub>2</sub>	D <sub>3</sub>	D <sub>4</sub>	D <sub>5</sub>	BSI 44499
<b>C</b>	0.192	0.229	0.221	0.209	0.151	≤0.24
<b>Si</b>	0.191	0.176	0.187	0.246	0.089	-
<b>Mn</b>	0.798	0.776	0.754	0.812	0.700	-
<b>P</b>	0.030	0.030	0.026	0.028	0.027	≤0.055
<b>S</b>	0.019	0.022	0.019	0.023	0.017	≤0.055
<b>Cr</b>	0.133	0.194	0.307	0.190	0.231	-
<b>Cu</b>	0.183	0.158	0.123	0.139	0.128	≤0.85
<b>Ni</b>	0.060	0.066	0.067	0.064	0.162	-
<b>Al</b>	0.011	0.0063	0.0059	0.0085	0.0055	-
<b>N</b>	<0.010	<0.010	<0.010	<0.010	<0.010	≤0.014
<b>Mo</b>	0.0053	0.0060	0.0080	0.0043	0.017	-
<b>Nb</b>	0.0025	0.0028	0.0032	0.0027	0.0021	-
<b>Ti</b>	0.0012	<0.0010	<0.0010	0.0012	<0.0010	-
<b>V</b>	0.0036	0.0039	0.0058	0.0046	0.0042	-
<b>Pb</b>	0.018	0.011	0.0090	0.011	0.0098	-
<b>Sn</b>	0.0010	0.0010	0.0010	0.0010	0.0010	-
<b>B</b>	<0.00010	<0.00010	<0.00010	<0.00010	<0.00010	-
<b>CE</b>	<b>0.365</b>	<b>0.407</b>	<b>0.413</b>	<b>0.391</b>	<b>0.329</b>	≤0.52
<b>Fe</b>	<b>98.34</b>	<b>98.31</b>	<b>98.25</b>	<b>98.24</b>	<b>98.45</b>	-

Blue colour illustrates the maximum acceptable limits for the important chemical elements according to BSI 4449. The purpose of the chemical analysis was to confirm acceptable ranges of the various constituent elements if were within allowable limits

suitable for heat treatment, and which are acceptable for those particular samples under consideration to produce the desirable phases for reinforcement steel bars. Unbalanced chemical composition as well as the heat treatment process can affect the geometry of

the essential constituent regions that lead to the best and optimum desirable mechanical properties of steel rebars.

### Mechanical properties

#### Virgin steel rebars

The mechanical properties of virgin steel rebars were established by performing several

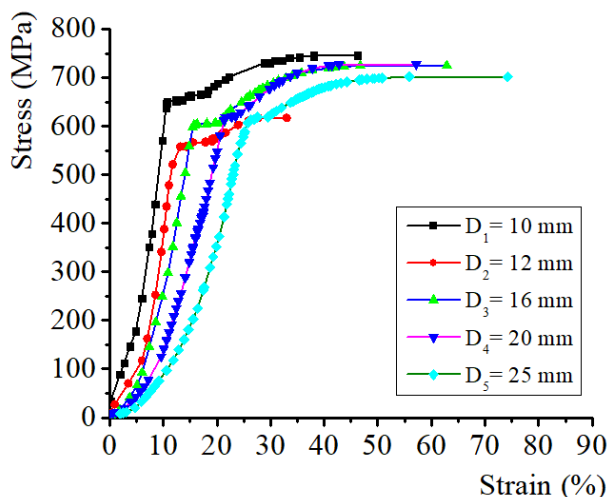
**Table 3:** Tensile testing results for virgin steel rebars.

Spec Design	Nom Dia (mm)	Area (mm <sup>2</sup> )	Meas Dia (mm)	Meas Area (mm <sup>2</sup> )	Yield Re (MPa)	Tensile Rm (MPa)	Elongation on 5D %	T/Y Rm/Re
D <sub>1</sub>	10	78.5	10	76.44	590.97	745.68	20	1.16
D <sub>2</sub>	12	113	11.6	110.02	586.43	669.80	21.67	1.14*
D <sub>3</sub>	16	201	15.4	194.92	618.49	718.64	21.25	1.16
D <sub>4</sub>	20	314	19.1	308.37	618.86	717.80	21	1.19
D <sub>5</sub>	25	491	24.4	489.16	553.62	634.39	17.6	1.14*

The results reveal that Yield strength, Ultimate tensile strength, Elongation and Ultimate tensile strength (Rm)/ Yield strength (Re) ratio vary from 553.62 MPa to 618.49 MPa; 634.39 MPa to 745.68 MPa; 17.6% to 21.67%; and from 1.14 to 1.19 respectively. Comparing the test results to the international standards, Yield strength, Ultimate tensile strength and Elongation values meet the minimum requirements for the B500CWR grade of steel rebars. Steel rebars denoted by D<sub>1</sub>, D<sub>3</sub>, and D<sub>4</sub> meet the ratio of Ultimate tensile strength (Rm) to Yield strength (Re) which must be within 1.15 and 1.35 for diameters above 8 mm of the B500CWR steel rebars. Steel rebars symbolized by D<sub>2</sub> and D<sub>5</sub> failed to meet the minimum requirements for the ratio of Ultimate tensile strength (Rm) to

tensile tests. Table 3 presents the test results for the five (5) different diameters of virgin steel rebars denoted by D<sub>1</sub>, D<sub>2</sub>, D<sub>3</sub>, D<sub>4</sub>, and D<sub>5</sub>. The recorded values include Yield strength (Re), Ultimate tensile strength (Rm), Elongation/deformation and Ultimate tensile strength to Yield strength ratio.

Yield strength (Re). This is probably due to discrepancies in the production processes such as the inclusion of impurities and abnormal cooling during the drawing process leading to inadequate ductility of the steel rebars. However, the difference of 0.9% from the standard is not significant, as long as the Yield Strength, Ultimate Tensile Strength and Elongation are within the required limits, the steel rebars qualify for construction purposes. Figure 3 provides a graphical representation of the variation of stress against strain with different rebar diameters in virgin conditions. The tensile load is directly proportional to cross-sectional area, hence induced stress in the rebars varies inversely, and strain increases with an increase in nominal diameter.



**Figure 3:** Relationship between Stress and strain of different virgin rebar diameters.

**Bend and re-bend of the steel rebars**

Bend and re-bend of the steel rebars means that the steel rebars were initially bent to a desired angle, and then straightened, and re-bent to the angle before subjecting them to the tensile tests. Similarly, the mechanical properties of the bend and re-bend steel rebars were determined by testing the specimen’s coupons. Table 4 summarizes the test results for the five (5) different diameters of the steel rebars coded as D<sub>1</sub>, D<sub>2</sub>, D<sub>3</sub>, D<sub>4</sub>, and D<sub>5</sub>. The Yield strength, Ultimate tensile strength, Elongation and Ultimate tensile strength (R<sub>m</sub>) to Yield strength (R<sub>e</sub>) ratio varied from 565.02 MPa to 712.64 MPa, 640.02 MPa to 776.72 MPa, 6.88% to 19% and 1.09 to 1.21, respectively. In the same manner, Yield strength, Ultimate tensile strength and Elongation values met the minimum requirement for the Tanzanian

**B500CWR** grade of the steel rebars. As noted in Table 4, some of the test specimens did not meet the minimum requirements for the ultimate Tensile strength to Yield strength ratio. The variation in the ratio ranges from 0.9% to 5.2%. The noted increase in variation of the ratio indicates that the bending and re-bending affected the ductility of the steel rebars. However, all the test results comply with Yield strength, Ultimate tensile strength and Elongation requirements. The discrepancy in the Ultimate tensile strength to Yield strength ratio is not significant, thus deducing that the steel rebars met the minimum required standards. Therefore, the bend and re-bend steel rebars can still meet the requirements of the construction industry except in areas prone to seismic effects.

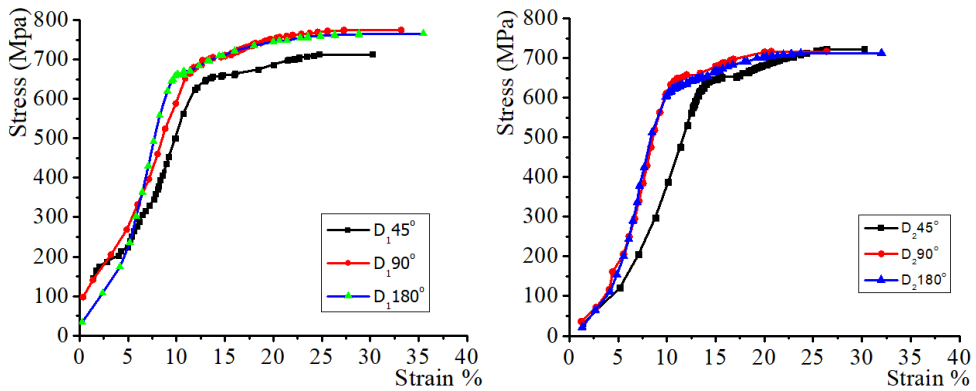
**Table 4:** Tensile testing results for bend and re-bend steel rebars.

Spec. Design code	Nom Dia (mm)	Angle Bend Degree	Yield Re (MPa)	Tensile Rm (MPa)	Elong on 5D%	TS/YS Rm/Re Ratio
D <sub>1</sub>	10	45°	656.25	712.87	19	1.09
		90°	712.64	776.72	17.6	1.09
		180°	663.25	765.69	17.6	1.15
D <sub>2</sub>	12	45°	652.17	721.67	15.2	1.11
		90°	659.58	716.77	14.67	1.09
		180°	565.02	640.02	13.3	1.13

D <sub>3</sub>	16	45°	680.49	797.35	6.88	1.17
		90°	626.09	707.31	14.63	1.13
		180°	601.92	687.73	15	1.14
D <sub>4</sub>	20	45°	645.31	751.46	11.7	1.16
		90°	576.52	666.40	10.5	1.16
		180°	603.83	692.53	7	1.15
D <sub>5</sub>	25	45°	607.79	696.47	10.4	1.15
		90°	589.84	711.37	16.16	1.21
		180°	613.38	736.69	9.6	1.20

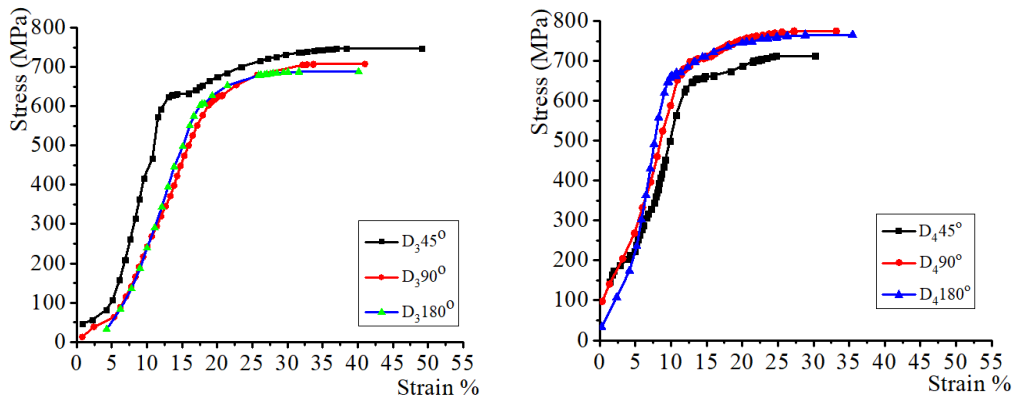
Figure 4 presents the results graphically showing the relationship between stress and strain for the bend and re-bend steel rebars of a given nominal diameter. Generally, the results indicate that bending and re-bending influence the strength behaviour. Though the tensile strength varies directly depending on the cross-sectional area of the bar, the strength behaviour is significant for the bend of 45 degrees, followed by the 90 degrees and lastly the 180 degrees curve. This could be

due to the hardening of the material and the dislocation of the grains as a result of deformation. A microstructure observation could validate the aforementioned probability reason as to why the behaviour of tensile stress versus strain showed significant variation between the 45-degree bends and 90-degree bends followed up by the 180-degree bends.

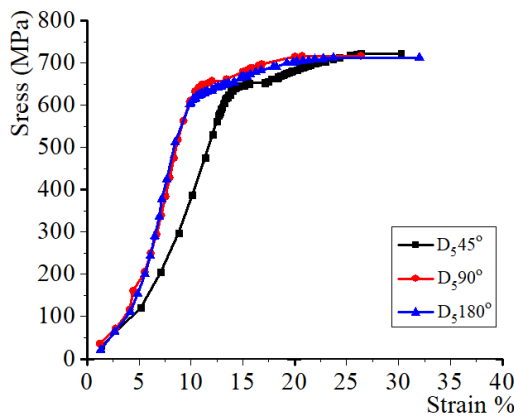


**Figure 4a:** Relationship between Stress and Strain for D<sub>1</sub> and D<sub>2</sub> steel rebars; bend and re-bend angle of 45°, 90° and 180°





**Figure 4b:** Relationship between Stress and Strain for D<sub>3</sub> and D<sub>4</sub> steel rebars; with the bend and re-bend angle of 45°, 90° and 180°

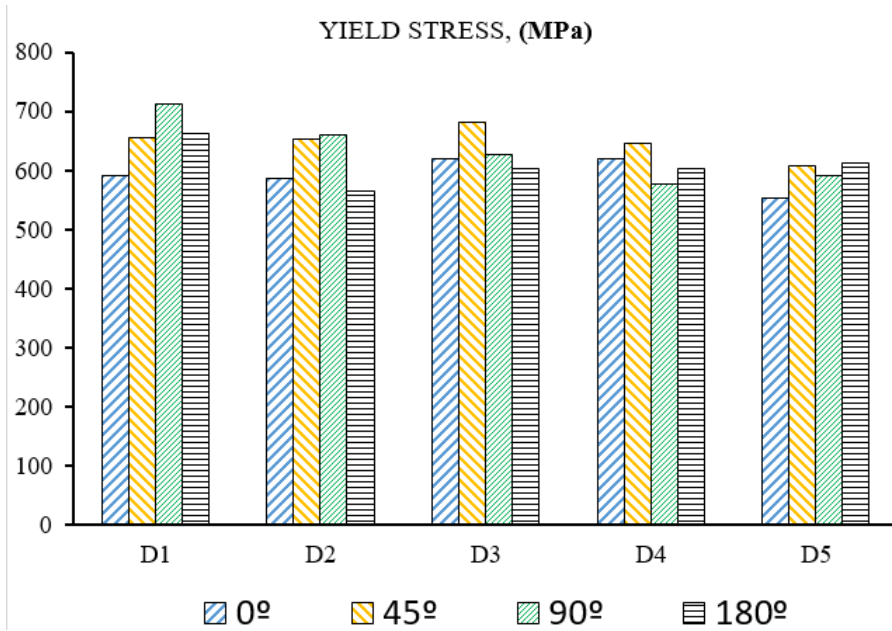


**Figure 4c:** Relationship between Stress and Strain for D<sub>5</sub> rebar; with the bend and re-bend angles of 45°, 90° and 180°

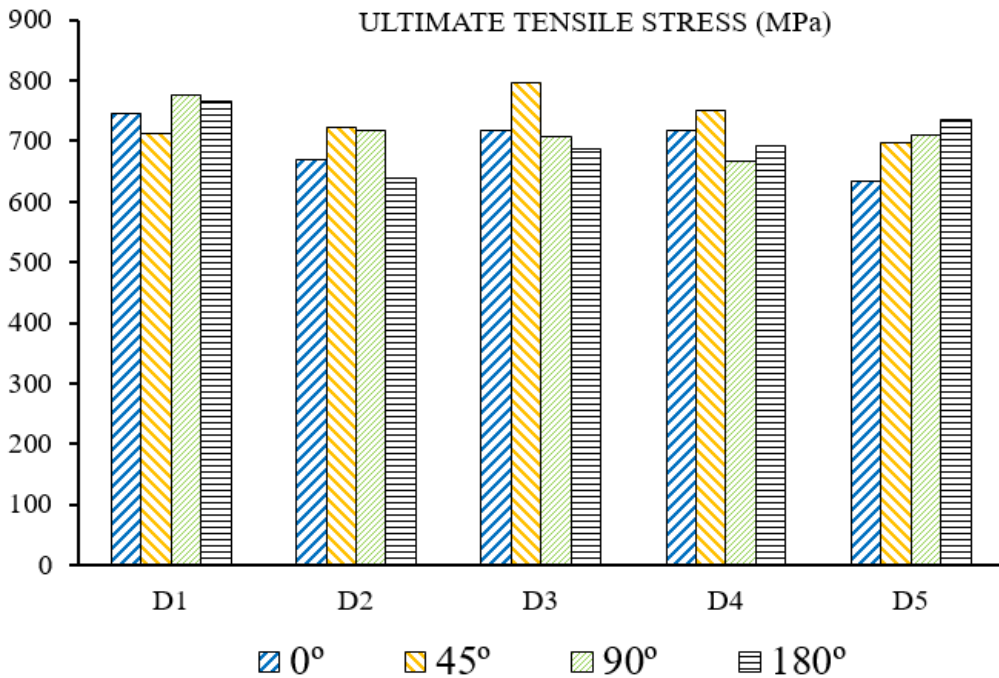
**Comparison of mechanical properties of virgin steel rebars with the bend and re-bend steel rebars**

The study compared the mechanical properties of the virgin steel rebars with those of bend and re-bend steel rebars. Figures 5 to 8 show a comparison of Yield strength, Ultimate tensile strength, Elongation and Ultimate tensile strength (R<sub>m</sub>) to Yield strength (R<sub>e</sub>) ratio respectively. The comparison reveals that the Yield strengths of the virgin steel rebars are lower than those for the bend and re-bend steel rebars for the respective diameters. The reason for the increase in Yield strength for the bend and re-

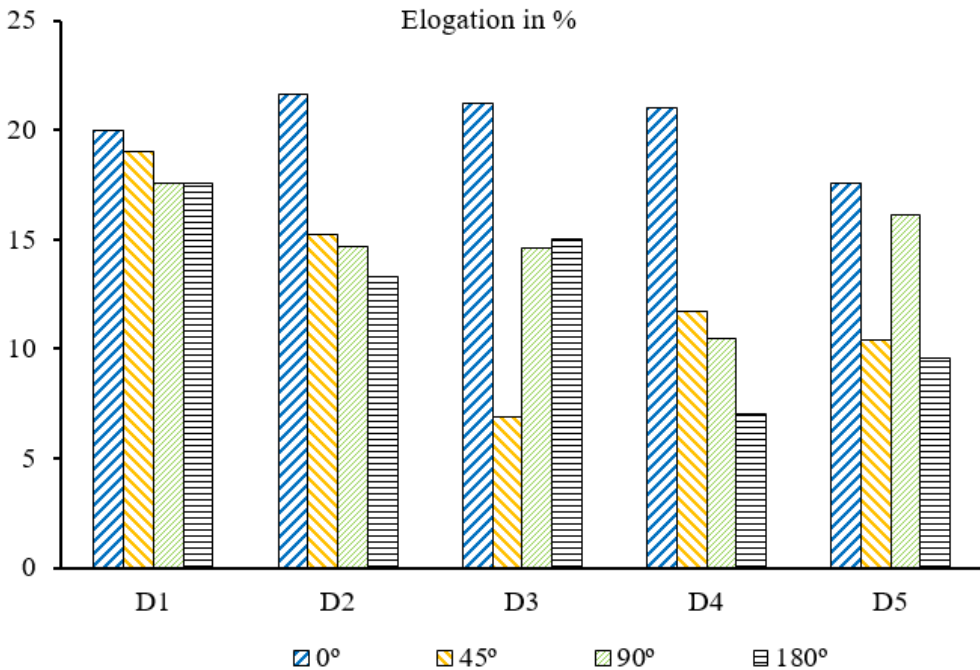
bend steel rebars may be due to work and strain hardening effects as a result of plastic deformation. This fact corresponds to a review by Scott et al (2014). Similarly, the elongations for most of the re-bend steel rebars decreased as compared to virgin steel rebars, which might be the result of an increase in hardness upon bending. In addition, nearly all the Ultimate tensile strength to Yield strength ratios decreased for the re-bend steel rebars, indicating strain hardening and loss of ductility due to bending and re-bending effects.



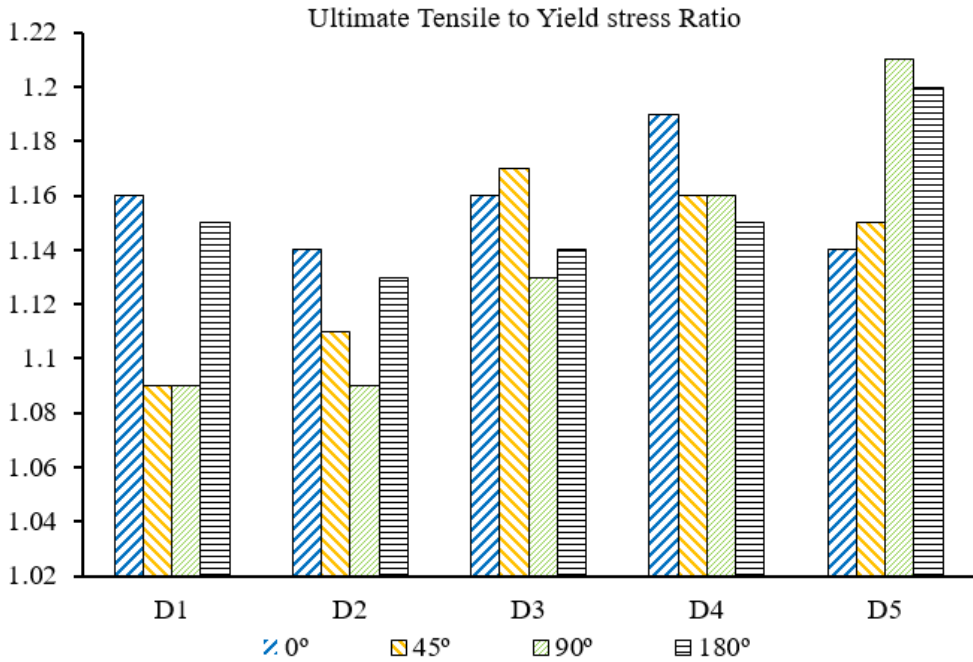
**Figure 5:** Comparison of Yield strength for the different diameters of the rebar at different angles.



**Figure 6:** Comparison of Ultimate tensile strength for the different diameters of the steel rebars bent at different angles.



**Figure 7:** Comparison of Elongation for different diameters of the steel rebars bent at different angles.



**Figure 8:** Comparison of Ultimate tensile strength (Rm) to Yield strength (Re) ratio for different diameters of the rebars bent at different angles.

Table 5 summarizes obtained values of Elongation and Ultimate tensile strength (Rm) to Yield strength (Re) ratio for different diameters of the rebars bent at different angles.

diameters of the rebars that were bent at different angles as compared with virgin steel rebars. In Table 5, the value of virgin steel rebars are indicated in red colour.

**Table 5:** Comparison of Yield strength, Ultimate tensile strength, Elongation and Ultimate tensile strength (Rm) to Yield strength (Re) ratio.

Specification Designation	Nominal Diamond	Angle Bend	Yield Re (MPa)	Tensile Rm (MPa)	Elongation on 5D %	TS/YS Rm/Re Ratio
D <sub>1</sub>	10	0°	590.97	745.68	20	1.16
		45°	656.25	712.87	19	1.09
		90°	712.64	776.72	17.6	1.09
		180°	663.25	765.69	17.6	1.15
		0°	586.43	669.8	21.67	1.14
D <sub>2</sub>	12	45°	652.17	721.67	15.2	1.11
		90°	659.58	716.77	14.67	1.09
		180°	565.02	640.02	13.3	1.13
		0°	618	718.64	21.25	1.16
D <sub>3</sub>	16	45°	680.49	797.35	6.88	1.17
		90°	626.09	707.31	14.63	1.13
		180°	601.92	687.73	15	1.14
		0°	618.86	717.8	21	1.19
D <sub>4</sub>	20	45°	645.31	751.46	11.7	1.16
		90°	576.52	666.4	10.5	1.16
		180°	603.83	692.53	7	1.15
		0°	553.62	634.39	17.6	1.14
D <sub>5</sub>	25	45°	607.79	696.47	10.4	1.15
		90°	589.84	711.37	16.16	1.21
		180°	613.38	736.69	9.6	1.2

Note that the Red colour indicates Virgin steel rebars

### Conclusions and Recommendations

The study determined the effects of bending and re-bending on the mechanical properties of Tanzanian locally manufactured steel rebars. The specimens were prepared and experimentally tested to determine the effect on mechanical properties between the virgin steel rebars and those bent and re-bent at different angles for different nominal diameters. The experimental results showed that virgin and bend and re-bend steel rebars comply with standard requirements. The results on the Yield strength, Ultimate tensile strength, Elongation and Ultimate tensile strength (Rm) to Yield strength (Re) ratio were within the recommended standard limits. Comparatively, nearly all the Yield strength, Ultimate tensile strength, Elongation and Ultimate tensile strength

(Rm) to Yield strength (Re) ratio increased for the bending and re-bending steel rebars due to cold work and strain hardening effects. The results further revealed that there is a reduction in ductility for the bend and re-bend steel rebars. The findings confirmed that Tanzanian locally manufactured steel rebars conform to the standard requirements, but this does not relieve the mandatory requirement of testing the steel rebars before using them to reinforce structural members.

### Declaration

We have no conflicts of interest to disclose.

### References

Apostolopoulos CA, Papadopoulos MP and Pantelakis SG 2006 Tensile behavior of corroded reinforcing steel bars BSt 500s.

- Construct. Build. Mater.* 20: 782–789.
- Arum C 2008 Verification of properties of concrete reinforcement bars: Nigeria as case study. *Afr. Res. Review* 2(2), 234–252.
- ASTM A-751 E-23 A. A.-751 2011. ASTM A-751. Standard test methods, practices, and terminology for chemical analysis of steel products. In *ASTM E-23: Vol. ASTM A-751:1-6*.
- ASTM E290 2014. E290-14 Standard test methods for bend testing of material for ductility 1. In *ASTM standards* Vol. 03 Issue February pp. 1–10.
- BSI 4449:2005 Steel for the reinforcement of concrete -Weldable reinforcing steel - bar, coil and de-coiled product - *Specification BS 4449: 2005* Vol. 3: Issue 1: pp. 1–34.
- CAKRASTEEL BSI 4449:2005 *Brit. Standard Inst.* .BS4449 2005: pp. 1–3.
- Chen X, Ding Y and Azevedo C 2011. Combined effect of steel fibres and steel steel rebars on impact resistance of high-performance concrete *J. Centr. South Univ.* 18(5): 1677–1684.
- Düsseldorf O 2013 Manual for design and detailing of reinforced concrete to the code of practice for structural use of concrete *JurPC*: 340.
- Edward A and Joseph I 2008 Fundamentals of building construction\_ *Materials and Methods-Wiley* 2008.
- Fernandez and Berrocal 2019 Mechanical properties of 30-year-old naturally corroded steel reinforcing bars *Concrete Struct. Mater.* 13:9.
- Ikhwan KS and Dalil M 2014 Effect of bending and straightening to the strength of reinforcement steel bar, *Mechan. Aerospace -Scientist. Eng.* OMAse:1–5.
- ISO 15630-1:2010(E) I 2010 Steel for reinforcement and prestressing of concrete-Test methods Part 1 (Vol. 2010).
- Kajjalainen A 2016 Effect of microstructure on the mechanical properties and bendability of direct-quenched ultrahigh-strength steels. *C Technica*, 1–120.
- Kioko JM 2014 Causes of building failures in Africa: A case study on collapsing structures in Kenya *Mechan. Civil Eng.* 11(3):7–10.
- Meena VW, Moirongo BO and Munala G 2018 Causes of reinforced concrete buildings failure in Dar Es Salaam. *Sci. Res. Engin. Technol. (IJSRET)* 7(6): 472–478.
- Okeke FO Sam-amobi CG and Okeke FI 2020 Role of local town planning authorities in building collapse in Nigeria: Evidence from Enugu metropolis, *ScienceDirect* 6(7):1-12
- Okunola OH 2021 Survival of the fittest: Assessing incidents of building collapse and reduction practices in Lagos, Nigeria. *Environ. Quality Manage.* April 1–10.
- Rubaratuka IA 2013 Challenges of the quality of reinforced concrete buildings in Dar es Salaam. *Int. J. Eng. Res. Technol. (IJERT)*, 2(12):820–827.
- Scott R, Humphreys SE, Anthony L and Felder P 2014 Field Realignment of deformed steel reinforcing bars, *A Review [CTN M-4-141]*.
- Wardhana K and Hadipriono FC 2003 Study of recent building failures in the United States *J. Perform. Construct. Facili.* 17(3):151–158.
- Windapo AO and Rotimi JO 2012 Contemporary Issues in Building Collapse and its Implications for Sustainable Development *Building*, (2):283–299.